



© Atlantic | Oase

Koi pond solutions

Recommended products
Pump-fed up to 9,750 Gallons

WHY ATLANTIC-OASE

is a game changer for your projects.

How our solutions work for you:

- Precision designed Oase filtration components – pump, filter and UVC – pull fish wastes, uneaten food and debris off the bottom and completely remove them from the pond.
- High-capacity Atlantic skimmer, pump and FastFalls combinations capture floating debris before it can sink, enhance circulation and create impressive streams and falls.
- Together, this “top-down, bottom-up” approach to Koi Pond filtration delivers water quality, clarity and performance that no single system can match.
- As Japanese breeders say, "Keeping Koi is keeping water." Cleaner, clearer water makes for healthier, happier, livelier fish. It improves fish appetites so they eat more, grow faster and exhibit better color and skin quality.

How it works:

- The constant removal of wastes from the bottom and debris from the surface also greatly reduces maintenance.
- Wastes are automatically flushed away by filters that mostly clean themselves, while high-efficiency skimmers eliminate the need for constant netting of leaves.
- With little debris in the water, ponds need to be cleaned far less frequently, if at all, and aggressive draining and power washing to remove embedded wastes is eliminated.

Clear Water Guarantee

Cleanouts are a thing of the past – guaranteed! Atlantic-Oase guarantees clear water in your Koi Pond, so clear you'll be able to see the end of a tape measure three feet down.

Redundant Systems

In addition to its many other benefits, the system offers unparalleled security for high value Koi. Having two parallel circulation systems means that blockage or shutdown of one of the pumps has no effect on the circulation and aeration of the pond. This is especially critical when oxygen levels would naturally be lower, as in summer, or overnight when plants are taking in oxygen and adding carbon dioxide to the water. The built-in redundancy provides peace of mind that no single pump system can deliver.

Wireless Monitoring & Control

Oase Control, available on select products, offers even greater benefits, especially to the contractor, as pumps and filters can immediately report compromised status via email. In effect, the ProfiClear systems provide a monitored security system that instantly alerts the contractor or concerned party, an advantage that traditional systems cannot match.





KOI POND SOLUTIONS

pump-fed up to 9,750 Gallons

1x

FILTER PUMP



AquaMax Eco Premium 5500
Page 6

1x

PUMP ACCESSORY



AquaMax Satellite Pre-Filter
Page 6

1x

UVC



Bitron C 110
Page 7

1x

FILTER



BioTec ScreenMatic² 39000
Page 8-9

1x

IN-POND AERATION



TADKIT3600
Page 10

1x

SKIMMER



PS15000
Page 11

1x

WATERFALL



SP3800
Page 12

1x

WATERFALL PUMP



TT9000
Page 13



FILTER PUMP

UVC



ITEM	87584
DESCRIPTION	AquaMax Eco Premium 5500
VOLTS	120
AMPS	2.4
WATTS	160
INLET	2"
OUTLET	2"
MAX SOLIDS SIZE	3/8"
CORD	20'
DIMENSIONS	13 1/2"L x 11"W x 6 1/2"H
OUTLET FITTING	1", 1 1/4", 1 1/2", Sch40 1 1/2" - 2" adapter
WARRANTY	3-year + 2

- Synchronous electronic pumps are designed for in-pond applications where debris is delivered through the pump to a filtration system
- Oase AquaMax Eco Premium is an energy efficient solids-handling pump with a second intake that can connect to an optional auxillary intake or skimmer
- Motors with Pulse 6 technology with patented Seasonal Flow Control (SFC) can be regulated by manually or by optional Oase Eco Control or Garden Cloud Controller
- Patented Seasonal Flow Control (SFC) slows flow and reduces wattage up to 50% as water temperatures drop
- Environmental Function Control (EFC) automatically shuts off the pump if dry run or clogged to prevent pump damage
- Unique patented frost protection safeguards pump free from damage down to -4°F so they can remain in place all winter long
- Pump can be used in-line by removing large-surface, wrap-around pre-filter, pre-filter and using mounting bracket to secure
- Pump features a grounding plate for unparalleled safety



Recommended Operating Range Best Efficiency Range Do Not Operate Range

PUMP ACCESSORY





ITEM	51074
DESCRIPTION	AquaMax Satellite Pre-Filter
DIMENSIONS	14 1/2"L x 10 1/4"W x 4"H
FOR USE WITH	AquaMax Eco Premium Pumps
HOSE SIZE	1", 1 1/4", 1 1/2"
WARRANTY	1-year



ITEM	57101
DESCRIPTION	Bitron C 110
WATTS / UVC	110
MAX FLOW	11,000 gph
MAX PRESSURE	14.5 psi / 34 ft. of head
CORD LENGTH	15'
DIMENSIONS	29"L x 9"W x 8"H
HOSE SIZE	3/4", 1", 1 1/4", 1 1/2", 2"
POND VOLUME	up to 36,000 gal
WARRANTY	2-year

- Ultraviolet clarifiers clean and clear pond water with UVC light
- Oase Bitron C UVC clarifiers clean the green out of water in either standalone configurations or integrated with Oase filters
- Bitron C clarifiers mount directly to Oase BioTec Screenmatic² and ProfiClear Premium filters
- Quick-release fastener with safety switch provides fast, safe opening of bulb housing without fear of eye injury
- Inspection window allows visual inspection of the UVC bulb and self-cleaning feature
- Adjustable flow control optimizes water flow through the UVC chamber
- Automatic cleaning rotor powered by water flow, continuously glides around the quartz glass tube preventing debris from settling on quartz glass



TECH TIP

UVC bulbs have a service life of 9,000 hours, about a year of continuous use. At that point output drops to a level that is ineffective at controlling green water, so the bulb should be changed. Change the bulb early every spring, when nutrient levels accumulated over the winter are at their highest levels and plants other than algae are not yet actively growing. Replacement bulbs are available.



FILTER



- Flow through filters with biological and mechanical filtration clean and clear pond water which flows back down to the pond by gravity
- Oase BioTec ScreenMatic² automatically separates debris using the self-cleaning screen, depositing coarse debris into the removable tray
- Adjustable intelligent cleaning sensor mounted above screen detects buildup of debris and automatically empties screen into debris tray
- High efficiency filter system features 3 different densities of foam harboring a variety of beneficial bacteria that remove harmful ammonia and nitrites
- Double-sealed screen motor and reinforced screen material ensure an extended service life
- Foam distribution and optimized water level in the container to provide longer filter service life, improved filtration and reduced maintenance
- Filter foams clean directly inside the filter in pond water to preserve beneficial bacteria colonies and reduce water waste
- Slide valve on sludge drain removes sludge and dirty water with minimal mess
- Add an optional Bitron C UVC clarifier to any ScreenMatic² filter system for enhanced clarity and cleaner water

BIOTEC SCREENMATIC² FEATURES:



1. Intelligent cleaning sensor senses debris and activates cleaning screen
2. Manual belt run button for manual operation of cleaning screen
3. LED indicates status of cleaning bar and screen
4. Rubberized separator lip scrapes debris off screen and into tray
5. Removable sludge tray for easy maintenance
6. Built-in overflow holes keeps filter operational even when sludge tray is full
7. Sludge drain with integrated slide valve removes sludge and dirty water from system
8. Optimized water distributor evenly disperses water flow over screen
9. Three densities of foam harbor beneficial bacteria to remove ammonia and nitrite, while Phosless cartridges remove algae-stimulating phosphorus

ITEM	93036
DESCRIPTION	BioTec ScreenMatic² 39000
VOLTS	120
WATTS	5
OUTLET	DN 110 - requires 4" rubber coupling (not included)
MIN FLOW	2,110 gph
MAX FLOW	4,620 gph
CORD LENGTH	6' + 16'
DIMENSIONS	52 ½"L x 25"W x 33"H
HOSE SIZE	1", 1¼", 1½", 2"
POND VOLUME	up to 39,000 gal
INCLUDES	4 blue filter foams, 7 purple filter foams, 7 red filter foams, 12 phosless filters
WARRANTY	2-year + 1



DID YOU KNOW?

Although flow through filtration has to be above water level, they are easier to hide than you might think. BioTec ScreenMatic² can be remotely located in sheds, behind walls, plantings or decorative screens wherever an electric source is easily accessible.



IN-POND AERATION



SKIMMER



- High output for larger water gardens and koi ponds with greater oxygen demand
- High efficiency non-clogging diffuser tubing is less restrictive than stones or rubber diaphragms for greater flows and longer pump life
- Circular diffuser design maximizes upwelling and water circulation and gas exchange
- Diffusers come unweighted to reduce shipping costs and will require filling with your choice of sand or gravel

ITEM	73940
MODEL	TADKIT3600
DESCRIPTION	Professional Aeration Kit - Dual
PUMP	TA3600
TUBING SIZE	3/8" x 40' weighted
WATTS	35
MAX DEPTH	11'
CORD LENGTH	6'
POND VOLUME	12,000 gallons
DIMENSIONS	7 1/4"L x 7"W x 6 1/2"H
INCLUDES	(2) 8" diffuser, fittings, 2-way splitter, in-line check valve and weighted tubing
WARRANTY	3-year Limited



- Skimmers house and protect your pumps and plumbing while clearing surface debris from the pond
- Atlantic's Pond Skimmers offer more size and filtration options and greater strength and versatility
- Skimmer accepts two pumps for increased flow, lower operating costs and multiple spillway options
- Multiple filtration options including net, mats and brushes let you customize to fit every water garden
- Reinforced structures eliminate warping, deformation and callbacks
- Faceplate hardware is black anodized stainless steel for maximum concealment and longevity
- Multiple plumbing, check valve and ionizer options make these Skimmers the most versatile on the market

ITEM	74037
MODEL	PS15000
DESCRIPTION	Skimmer - 15" weir
WEIR WIDTH	14"
INTERNAL WATER DEPTH	24 1/2"
DIMENSIONS	28"W x 33"D x 31"H
MAX PUMP FLOW	15,000 gph
SQ. FT. RATING	1400
FILTERING	Net, Brush Panel
MATCH TO	BF3800
WARRANTY	Lifetime (enclosure)

PS15000 FEATURES:

1. Sturdy removable top lid supports natural rock camouflage and foot traffic.
2. Heavy-duty brush panel provides maximum surface area for mechanical filtration.
3. Heavy-duty stainless steel framed trap net for catching large debris.
4. Rolled upper rim provides clean lines and great strength.
5. Super Flow weir door to maximize skimming efficiency.
6. Ribbed design enhances structural rigidity and strength.



PS7000 shown



WATERFALL



WATERFALL PUMP



ITEM	74229
MODEL	SP3800
DESCRIPTION	38" FastFalls
WATERFALL WIDTH	38"
INLET	3" FIPT
MAX PUMP FLOW	9,000 gph
DIMENSIONS	39½"W x 17"D x 10¼"H
WARRANTY	Lifetime

- Spillway boxes diffuse incoming water flow to create the starting point of Pond-free streams and falls
 - Atlantic FastFalls are designed to make plumbing the top of the waterfall as easy as possible
 - Innovative rear liner attachment simplifies installation and eliminates leakage due to settling
- Crush-proof design with internal baffles stabilized by support cones carries the weight of the largest rock and stone
 - Reinforced spillway lip retains rock, gravel, mulch or soil and can be planted to blend seamlessly into the surrounding landscape
 - FastFalls includes installation kit, male thread adapter and one-piece liner flange

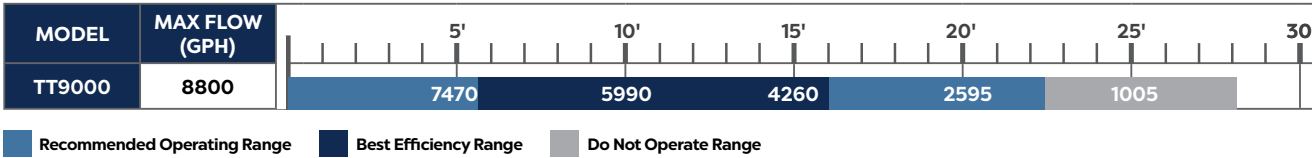
SP3800 FEATURES:

1. Molded support cones give the FastFalls incredible strength and help diffuse the water flow.
2. Two internal baffles slow down the water's velocity and ensure even water distribution across the spillway.
3. Raised front radius holds back any loose gravel, soil or mulch used to camouflage the top of the unit.
4. FastFalls are completely sealed except for the spillway opening. This design eliminates any chance of leakage due to 'over pumping'.
5. Molded gussets support the spillway lip.
6. FastFalls come with an installed 3" FIPT Spinweld® fitting.
7. One-piece liner flange and molded inserts ensure a watertight liner attachment every time.



ITEM	73931
MODEL	TT9000
DESCRIPTION	TT-Series - 9000 gph
VOLTS	120
AMPS	5.1
WATTS	587
INLET	2" MIPT
OUTLET	2" FIPT / 3" MIPT
CORD LENGTH	20'
DIMENSIONS	11"L x 7¼"W x 8"H
OUTLET FITTING	---
WARRANTY	3-year

- Asynchronous Pumps combine the efficiency of Magnetic Induction with the power of Direct Drive geometry, keeping operating and ownership costs to a minimum
 - Atlantic TT-Series pump more water for less watts, making them the ideal choice for water gardens and continuously operated water features
 - Compact design fits the tightest pump chambers, perfect for vertical and multiple pump applications
- Excellent resistance to fouling in hard water environments and simple maintenance keeps pumps running in adverse conditions
 - Ribs and large openings in pre-filter and handle provide tremendous surface area for greater clog resistance, decreasing upkeep and increasing pump life



TT-SERIES PUMP FEATURES:

1. Large threaded inlet and outlet for less restriction and greater flows.
2. Quarter-turn volute provides access to impeller without the use of tools.
3. Heavy-duty pre-filter locks in place. Large openings and increased surface area resist clogging.
4. Three-vane hybrid impeller improves flows and passes solids easily.
5. Additional perforations in handle provide greater surface area.
6. Energy efficient asynchronous motor is up to 30% more efficient than the competition.
7. All TT-Series models are compatible with the Variable Speed Controller.

